

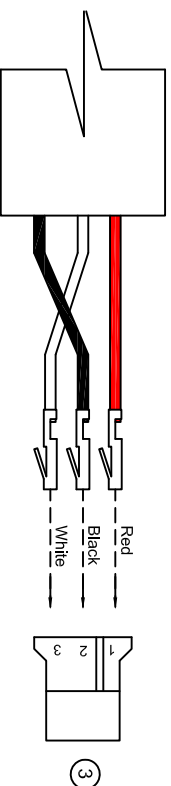
# Micro Tube HV wiring instructions

## Included in wiring kit

- ① 1 position round plug
- ② 2 position polarized plug
- ③ 3 position polarized plug

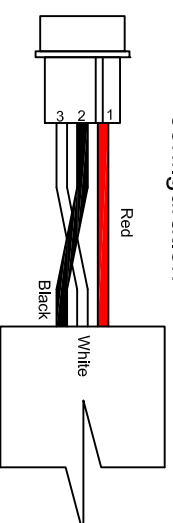
The Micro Tube is shipped with unconfigured high voltage wires, so they can be configured for a number of applications. This wiring kit contains the plugs and instructions on how to configure those common connections. The pins push into the plugs and snap into place. Some back and forth rotation may be necessary for the pins to seat completely into the plug shell. Take care to configure the plugs with the correct wire colors.

## Configuration for single HV connection



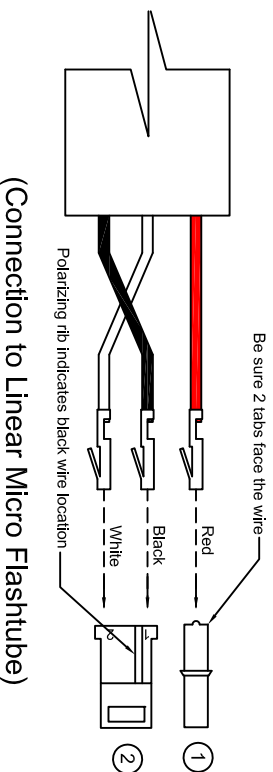
(Connection to Magnum Power Booster, or Strobe head)

## Single HV configuration



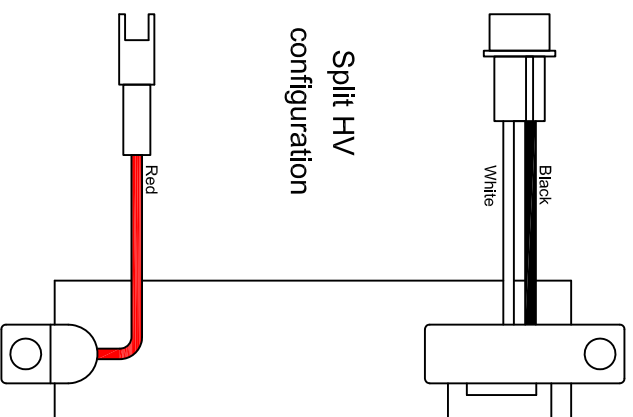
Magnum Power Booster, or Strobe head

## Configuration for split HV connection



(Connection to Linear Micro Flashtube)

## Split HV configuration



Linear Micro Flashtube